

Cave Creek Unified School District

Maricopa County

Efficiency peer groups 3 and T-4, Achievement peer group 1¹

Legislative district(s): 1, 15, and 23

District size, location:

Medium-large, City

Students attending:

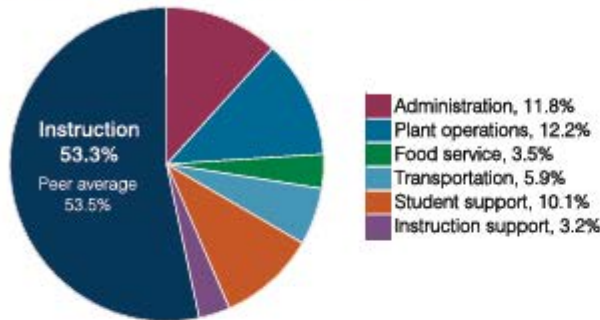
5,263

Number of schools:

7

OPERATIONAL EFFICIENCY

Spending by operational area



Efficiency measures relative to peer averages

Operational area	Measure	District	Peer average	State average
Administration	Cost per pupil	\$859	\$846	\$860
	Students per administrative position	61	69	66
Plant operations	Cost per square foot	\$4.94	\$6.02	\$6.34
	Square footage per student	179	155	156
Food service	Cost per meal	\$2.82	\$3.20	\$3.02
Transportation	Cost per mile	\$2.86	\$3.72	\$4.05
	Cost per rider	\$1,285	\$1,330	\$1,301

Very low Low Comparable High Very high

Per pupil spending

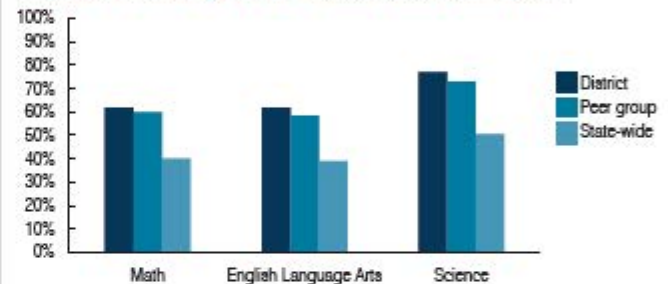
Spending by area	District		Peer average	State average
	2017	2018	2018	2018
Instruction	\$ 3,923	\$ 3,880	\$ 4,106	\$ 4,480
Administration	841	859	846	860
Plant operations	847	886	963	988
Food service	261	259	325	425
Transportation	472	426	438	388
Student support	718	735	672	693
Instruction support	242	235	336	462
Total operational	7,304	7,280	7,686	8,296
Land and buildings	2,970	392	1,416	827
Equipment	421	387	473	409
Interest	301	301	268	228
Other	356	399	165	169
Total nonoperational	4,048	1,479	2,322	1,633
Total per pupil spending	\$ 11,352	\$ 8,759	\$ 10,008	\$ 9,929

STUDENT ACHIEVEMENT, STUDENT AND TEACHER MEASURES, AND REVENUES

ADE-assigned school letter grades

Grade	Number of schools	Percentage of schools
A	5	71%
B	2	29%
C	0	0%
D	0	0%
F	0	0%

Students who passed State assessments



Student and teacher measures

Measure	District	Peer average	State average
Attendance rate	95%	95%	94%
Graduation rate (2017)	95%	94%	78%
Poverty rate (2017)	7%	6%	19%
Special education population	12%	11%	12%
Students per teacher	19.8	17.8	18.4
Average teacher salary	\$43,745	\$43,920	\$48,951
Amount from Prop 301	\$6,690	\$5,990	\$6,411
Average years of teacher experience	12.8	11.3	11.4
Percentage of teachers in first 3 years	20%	19%	19%

Per pupil revenues

Revenues by source	District		Peer average	State average
	2017	2018	2018	2018
Federal	\$ 362	\$ 397	\$ 730	\$ 1,317
State	2,001	2,017	3,583	4,011
Local	6,778	6,279	5,234	4,592
Total per pupil revenues	\$ 9,141	\$ 8,693	\$ 9,547	\$ 9,920

Select revenues from common sources

Source	District	Peer average	State average
Equalization formula funding	\$ 5,899	\$ 5,754	\$ 5,507
Grants	435	477	864
Donations and tax credits	232	260	184

Select revenues from less common sources

Source	District	Peer average	Number of peers receiving
Desegregation	\$ 0	\$ 0	1 of 15
Small school adjustment	0	0	0 of 15
Federal impact aid	0	0	3 of 15
Voter-approved levy increases	756	573	15 of 15

¹ See Appendix A for information such as districts included in each peer group and Appendix B for sources and methodology.

Cave Creek USD—page 2

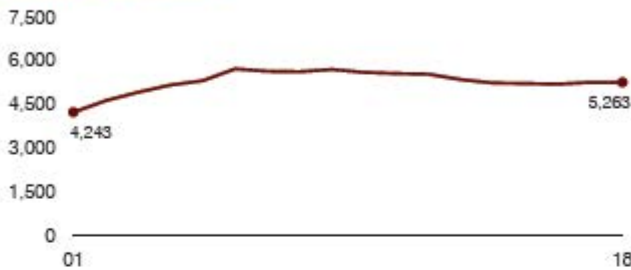
Instructional spending percentage

Year: 2001 2002 2003 2004 2005 2006 2007 2008 2009 2010 2011 2012 2013 2014 2015 2016 2017 2018
 Percentage: 54.8 56.0 58.3 57.2 59.7 59.6 55.5 56.7 55.6 54.4 54.9 53.2 53.9 53.0 53.3 52.8 53.7 53.3

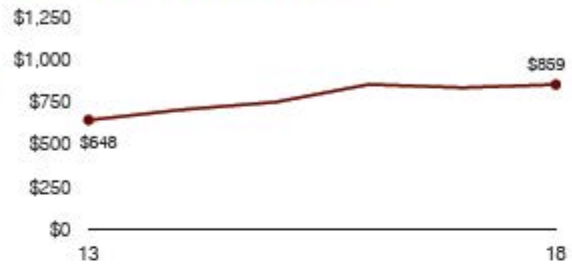
TRENDS AND FINANCIAL STRESS ASSESSMENT

Fiscal years as indicated

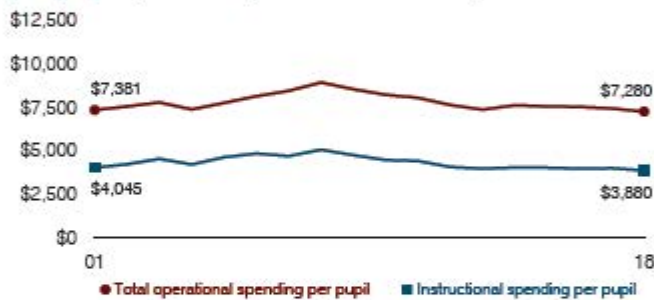
Students attending



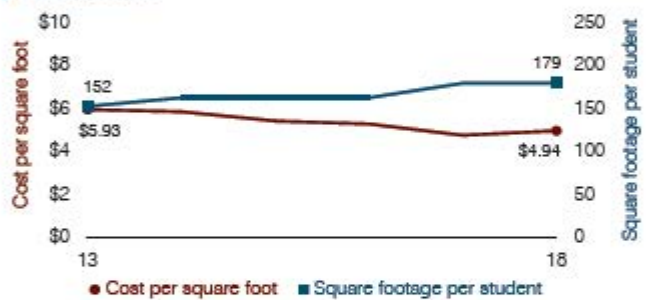
Administrative cost per pupil




Total operational and instructional spending per pupil (inflation adjusted to 2018 dollars)




Plant cost per square foot and square footage per student



Average teacher salary



Food service cost per meal



Financial stress assessment

Overall financial stress level: **Low**

Measure: 2016 through 2018

Measure	Assessment
Change in number of district students	Steady
Spending exceeded operating/capital budgets	No overspending
Spending increase election results	No election held
Operating reserve percentage, Trend	3.4%, Varying
Years of capital reserve held	More than 3 years
Current financial and internal control status	Compliant

Low
Moderate
High

Transportation costs per mile and per rider

